



Moving you Forward

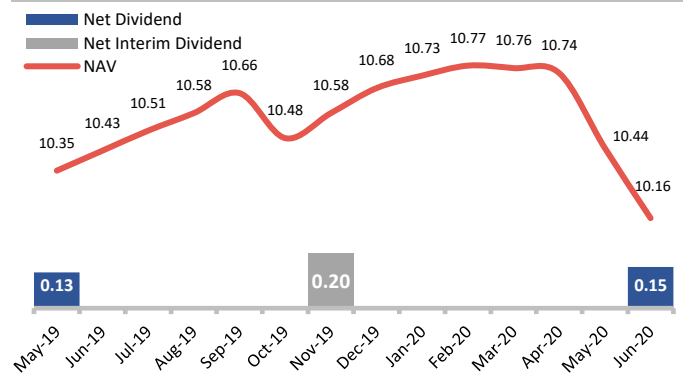
MONTHLY NEWSLETTER – JUNE 2020

MONTHLY COMMENT

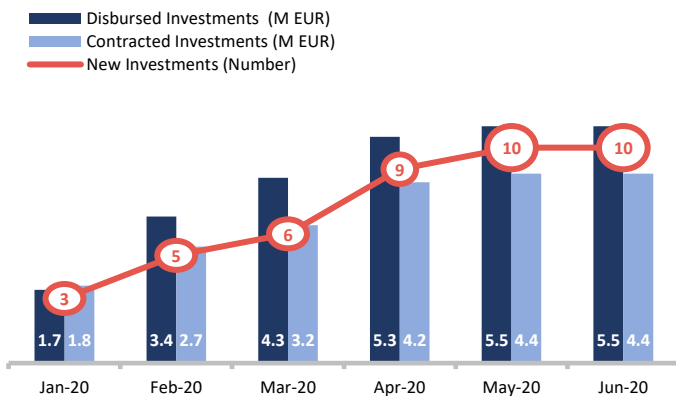
CNL Capital held its Annual General Meeting on 24 June 2020, where 167 shareholders participated in, representing 70.24% of its share capital.

All the proposals were approved, including the distribution of dividend 2019, which amounted to a net amount of €0.15 / share. Given the fact that the interim dividend of €0.20/share has already been distributed to the shareholders, the total dividend amount for the fiscal year 2019 is €0.35 / share.

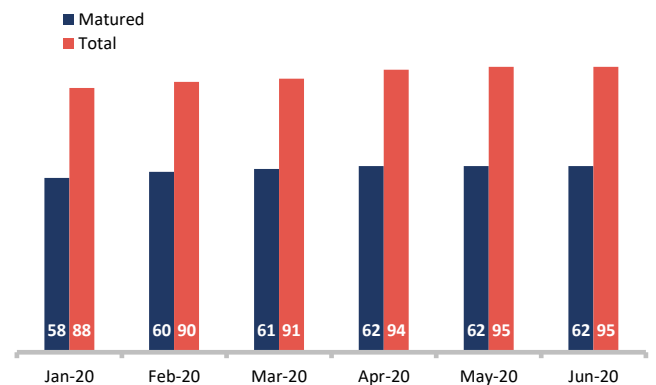
NAV – NET DIVIDEND PER SHARE



INVESTMENTS (CUMULATIVE)



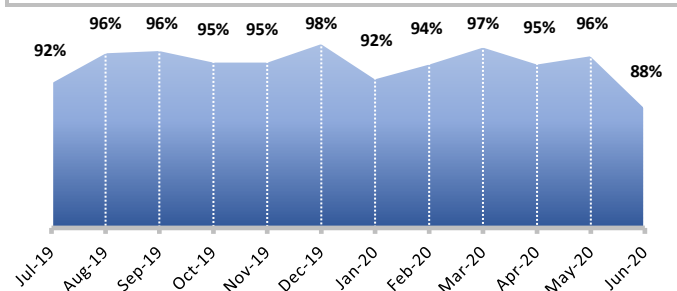
TOTAL NUMBER OF INVESTMENTS



SECTOR WEIGHTINGS (TOP 5¹)

Sector	%
Distributors & Wholesalers	26
Construction	16
Food & Beverages	16
Hotel, Restaurant & Leisure	11
Pharmaceuticals & Health Care Products	10

CAPACITY UTILISATION (%)



CNL Capital is an Alternative Investment Fund Managers company, is listed on the Athens Stock Exchange, with the main purpose of participating in the capital of small and medium-sized enterprises, according to law 2367/1995. CNL Capital is supervised by Hellenic Capital Market commission, license 2/813/5.4.2018 of law 4209/2013. VAT Registration Number: 800596087, General Electronic Commercial Registry 131359701000. Source: CNL Capital, Athens Stock Exchange, Reuters, Notes: 1) Based on outstanding amount of bonds, 2) Includes 25,888 own shares, 3) Based on 10 - day Moving Average.

Disclaimer: This report is intended for information purposes only and contains data regarding past transactions and services and does not constitute binding or secure predictions with regards to future results of those transactions and services. Part of the information and data of this report have been collected from reliable sources, nevertheless there is no guarantee for their accuracy or their validity. Any data and estimations contained herein do not constitute under any circumstance's analysis, instigation (or the opposite) or investment advice for specific transactions. CNL AIFM (Fund Manager) and CNL Capital are not responsible for any investment movements that may be made based on estimates that may be published here as the return on investments is likely to be loss-making or profitable and therefore under no circumstances may guaranteed.



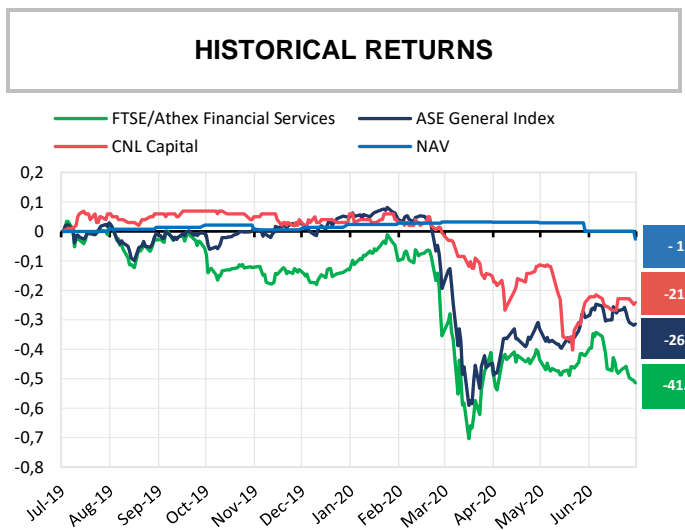
Moving you Forward

MONTHLY NEWSLETTER – JUNE 2020

FUND OVERVIEW

Fund Inception Date	28/07/2014
IPO DATE	31/07/2018
Symbol	CNLCAP
Bloomberg Code	CNLCAP:GA
Reuters RIC	CNLCAR.AT
ISIN Code	GRS520003005
Lei Code	213800DDNBUCO6A2RT84
Phone Number	+30 210 7239300
Website	www.cnlcapital.eu
LinkedIn Profile	CNL CAPITAL EKES - AIFM
Fund Manager	CNL ΑΕΔΟΕΕ

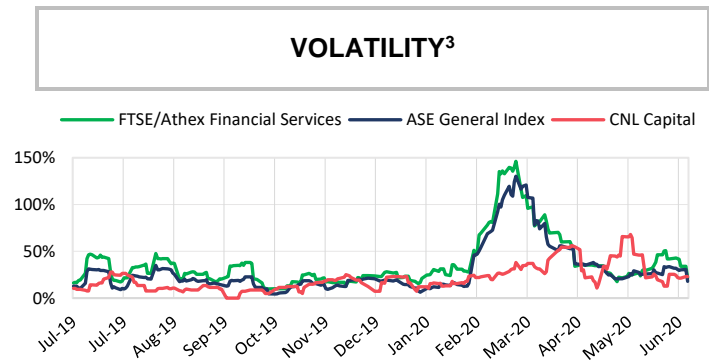
HISTORICAL RETURNS



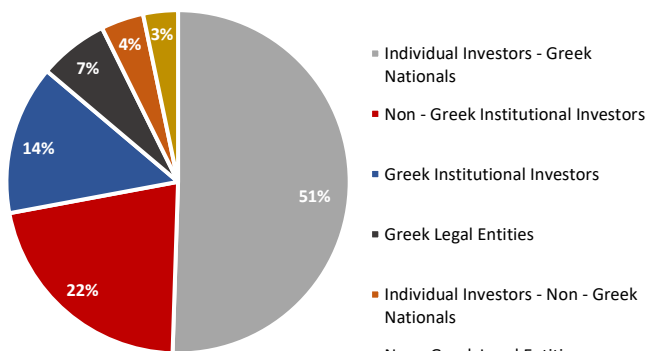
FUND DETAILS 30/06/2020

Number of Shares ²	784,500
Assets	10,578,227
Shareholder's Equity	7,704,072
Market Cap	5,841,312
Net Asset Value (NAV) per Share	10.16
Share Price	7.70
Premium/Discount	-24.2%

VOLATILITY³



SHAREHOLDER STRUCTURE



STATISTICS

	CNL Capital	ASE General Index
1-Month High	7.90	683.46
1-Month Low	7.50	635.86
52-Weeks High	10.50	948.64
52-Weeks Low	6.55	484.40

DISTRIBUTION TO SHAREHOLDERS

FY	Type	Amount (€)	Ex-Dividend Date	Payment Date
2020	Dividend	0.15	16/07/2020	22/07/2020
2019	Interim Dividend	0.20	10/10/2019	16/10/2019
2018	Dividend	0.13	14/05/2019	20/05/2019
2017	Dividend	0.10	02/04/2018	01/06/2018

CNL Capital is an Alternative Investment Fund Managers company, is listed on the Athens Stock Exchange, with the main purpose of participating in the capital of small and medium-sized enterprises, according to law 2367/1995. CNL Capital is supervised by Hellenic Capital Market commission, license 2/813/5.4.2018 of law 4209/2013. VAT Registration Number: 800596087, General Electronic Commercial Registry 131359701000. **Source:** CNL Capital, Athens Stock Exchange, Reuters, **Notes:** 1) Based on outstanding amount of bonds, 2) Includes 25,888 own shares, 3) Based on 10 - day Moving Average. **Disclaimer:** This report is intended for information purposes only and contains data regarding past transactions and services and does not constitute binding or secure predictions with regards to future results of those transactions and services. Part of the information and data of this report have been collected from reliable sources, nevertheless there is no guarantee for their accuracy or their validity. Any data and estimations contained herein do not constitute under any circumstance's analysis, instigation (or the opposite) or investment advice for specific transactions. CNL AIFM (Fund Manager) and CNL Capital are not responsible for any investment movements that may be made based on estimates that may be published here as the return on investments is likely to be loss-making or profitable and therefore under no circumstances may guaranteed.